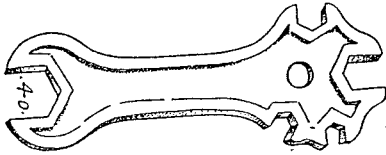






Hollow Wire wrench ca. 1912



HOLLOW WIRE WRENCHES




#104-950  
WRENCHES FOR QUICK-LITE  
& AIR-O-LITE MODELS



Wrench for Coleman  
Model 537 Military Burner

Military lantern  
wrench (From  
lantern dated  
mid 50s  
(Hooked on both ends with  
a tip cleaner attached)



### TIP CLEANERS

Tip Cleaners enclosed in box, designed for cleaning tips on all Coleman Outing Products not equipped with built-in tip cleaners. These Tip Cleaners may also be used to clean all types of small orifice openings, such as: lawn sprinkler orifices, water nozzle orifice used on vegetable stands in grocery stores, etc.




104-905 TIP CLEANER  
Used on all appliances



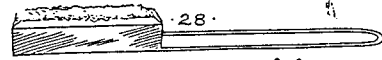
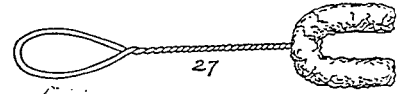
516-905 TIP CLEANER (Pk'd 3)  
Designed for use on Solus Stove Models  
531, 532, and all appliances

604-905 TIP CLEANER  
Designed for use on Iron Models 4A, 12, and all  
instant lighting Irons.



No. 242K905 Torch

For use with all Torch-Lighting Lamps and  
Lanterns.



PREHEATER TORCHES FOR HOLLOW-WIRE  
& TORCH LIGHT MODELS

605-950 WRENCH



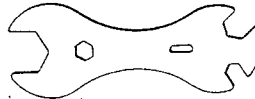
Just the wrench for  
changing generators and  
making minor repairs.  
Easily and conveniently  
fits all Coleman Appli-  
cances.

220B950 WRENCH




Special wrench for dis-  
assembling Coleman Lan-  
terns Nos. 220B, 220C,  
220D, 220E, 228B, 228C,  
228D and 228E.

362-950 WRENCH



For use on Coleman  
Gasoline Self-Heating  
Irons and other Appli-  
cances.

530-950 WRENCH



For use on Coleman  
No. 530 "G.I." Gasoline  
Pocket Stove and other  
appliances.

104-469 HANGER ROD



To suspend all Coleman standard Lamps.

## COLEMAN COLLECTOR

### SPOTTER'S GUIDE

SELECTED TOOLS  
AND WRENCHES